



## MEMORANDUM

---

**TO:** Select Board

**FROM:** John C. Curran, Town Manager

**CC:** Clancy Main, Assistant Town Manager

**SUBJECT:** Town Manager's Report, February 28, 2022

**DATE:** February 24, 2022

---

### **Marijuana Grow / Manufacturing (Parcel ID 48 – 30 – 1)**

Selectmen Burrows recently brought this to our attention. The Town owns a large parcel of property in the back of the marijuana zoning district. Our office is being called multiple times a week about host community agreements for cultivation or manufacturing facilities. Property is extremely hard to come by in our marijuana zoning district, this has driven up the sale price in that area significantly. In July of 2020, the parcel diagonally from the Town's parcel sold \$2.1 million. The Town's parcel is also a half-acre larger.

The Town would suggest cultivation or manufacturing due to the host community agreement the Town has with Community Care Collective. The market for retail is only so big. This would allow the Town to tap into another potential revenue stream.

If the Board would like to sell the property this would need to be placed on the warrant for Town Meeting. This office would conduct a similar RFQ process as last time.

### **Personnel Update**

The Town has made a verbal offer to a new Veterans Director. She will be sent the offer letter on Monday, but we received a verbal commitment this afternoon.

The Town also plans to make an offer to a Director of Planning and Community Development shortly. The candidate spoke with three members of the Planning Board and was very well received. I hope on Monday I have more definitive news on both positions.

### **Peggy Hannon Rizza**

Site mobilization has started earlier than expected. Quirk Construction recently moved a trailer onto the site and have started to fence in the construction area. They are looking to get started quickly. They have laid out an aggressive timeline that the Town hopes they will be able to meet. This was a change of pace from our other building projects where the contractors desire has been to move a little slower.

The bids for the snack shack recently came in. They were much higher than originally hoped but still under the overall budget. The Town will do some value engineering to the finishes on the building.

**Howe School**

The addition in the back of the building is moving along nicely. During our building meeting on Wednesday they were pouring the concrete for the floors of the new addition. If the Board is interested I can set up a tour for the last full week in March.

**COVID 19 Update**

Billerica is now a “Low Risk Community”. The transmission rate is low. Cases are under 10 per 100,000 people. The positivity rate is also under 10. There are under 70 active cases in Billerica. The vulnerability left is the low vaccination rate among 5-16 year olds.

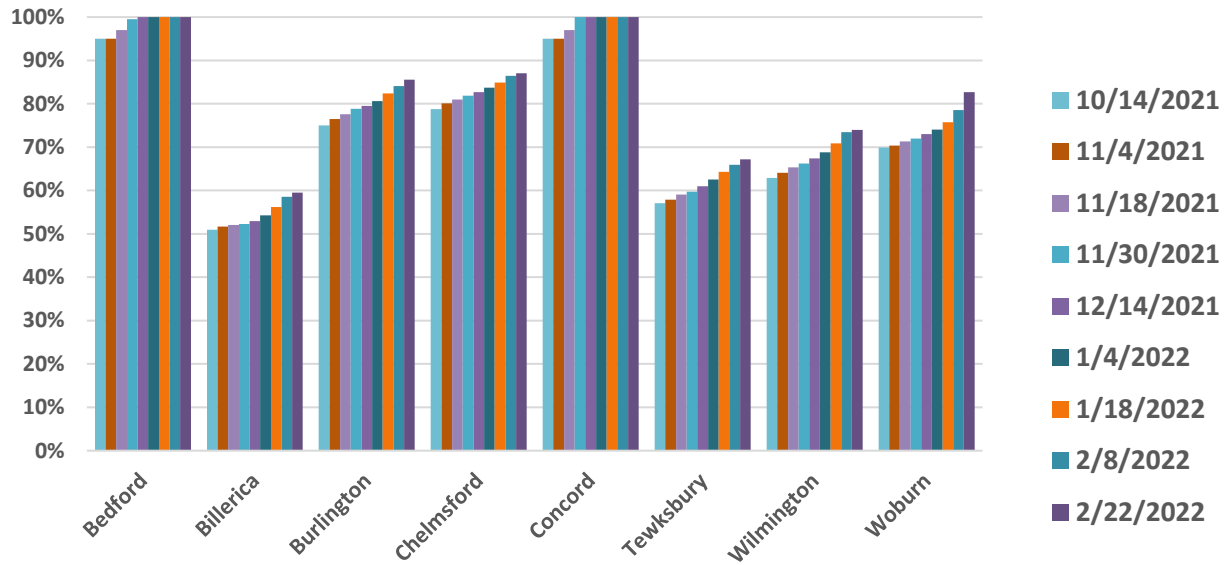


Long Term Care Facilities	184
Middlesex House of Corrections	210
Health Care Workers	138
Apartment Complexes	673
Deaths	41
Active Cases	67
Recovered Cases	8,518
Total Cases to Date	8,626
Cases per 100,000	7.46
Seven Day Case Average	1.86
Number of Cases last 14 days	44
Positivity Rate	3.29%
Billerica Status	<b>Low</b>
Vaccination Rate (1+ shot)	80%
Vaccination Rate (2+ shots)	72%
Boosted	35%
Break through % since July	34%
Current Hospitalizations	0
7 Day Cumulative per 100K	31

Wednesday, February 23, 2022

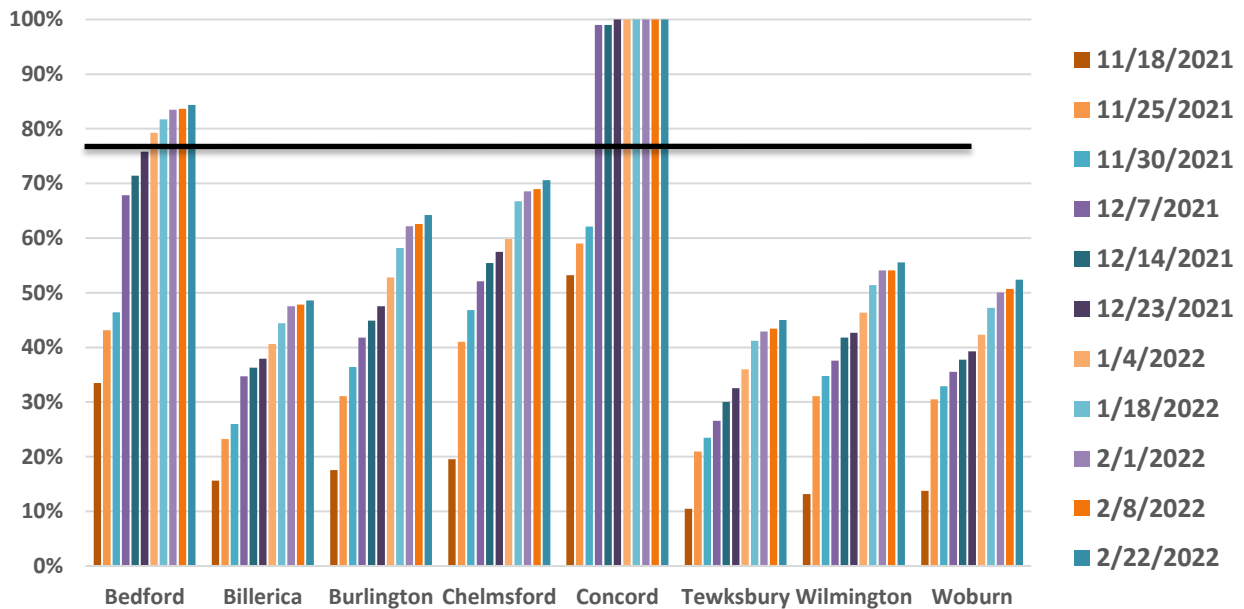
Source: Billerica Board of Health

## Vaccinated % of 12-15 Year Olds As of February 8, 2022

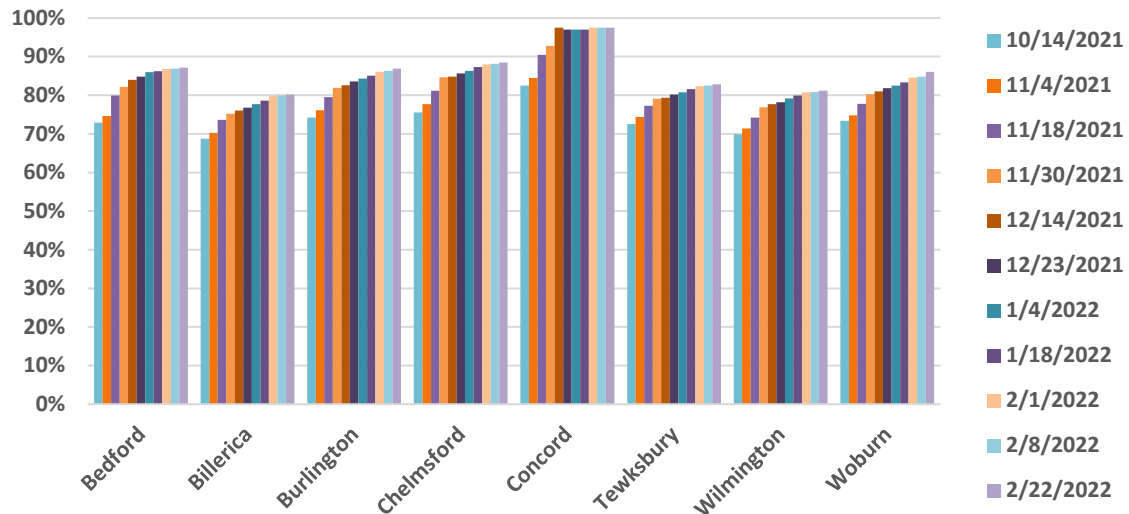


Source: Massachusetts Department of Public Health

## Vaccinated % of 5-11 Year Olds As of February 8, 2022

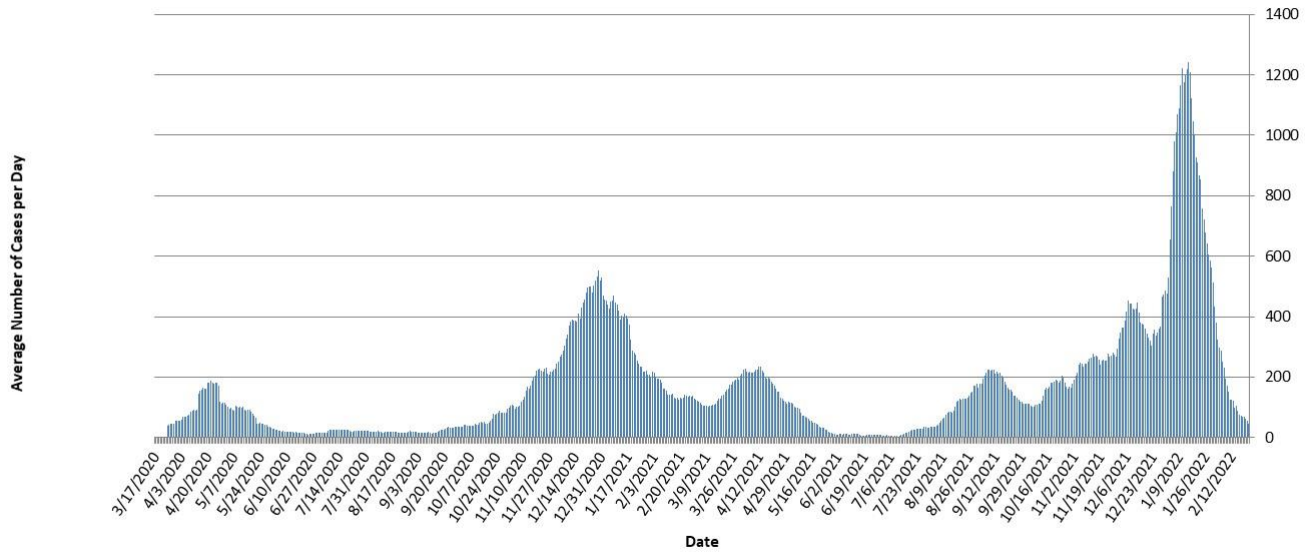


## Total Vaccinated with one dose % As of February 8, 2022



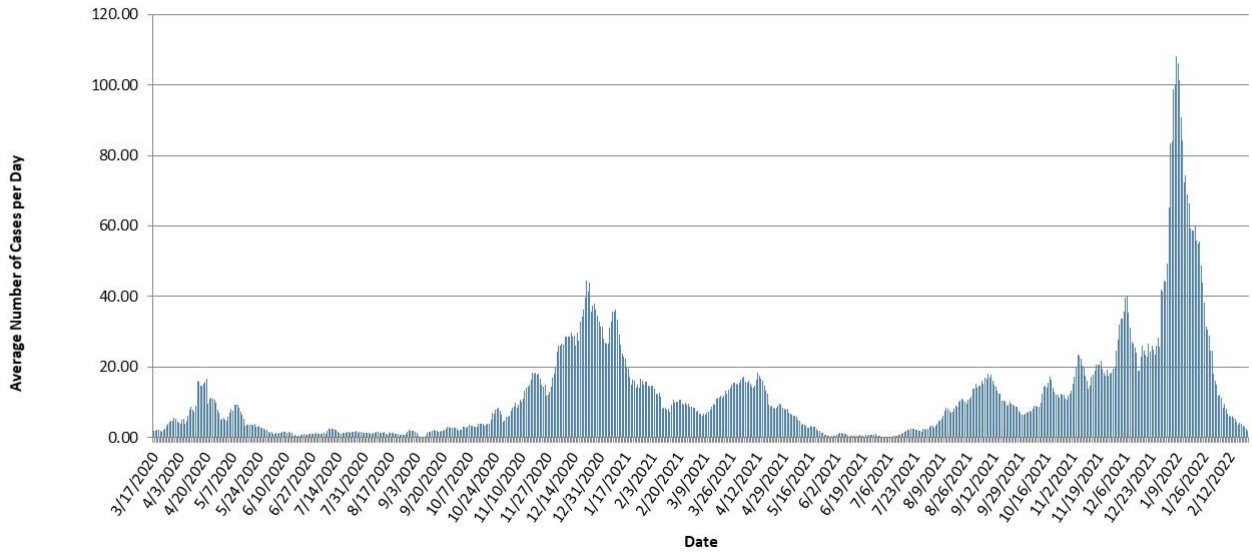
Source: Massachusetts Department of Public Health

### Town of Billerica COVID 19 Cases Active Cases (As of February 24th)



Source: Billerica Board of Health

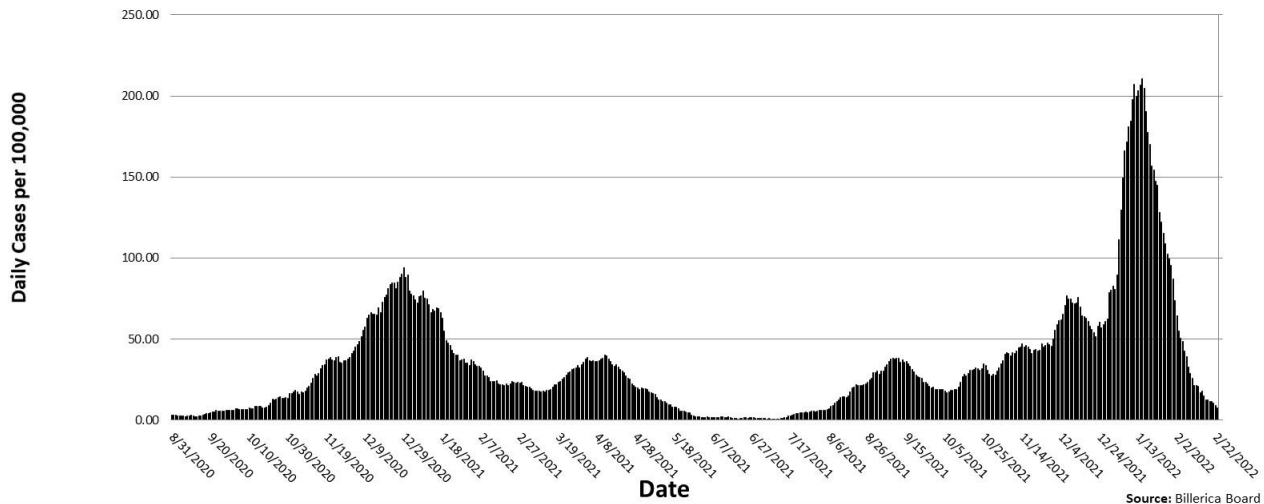
### Town of Billerica 7-Day Average As of February 24th



Source: Billerica Board of Health

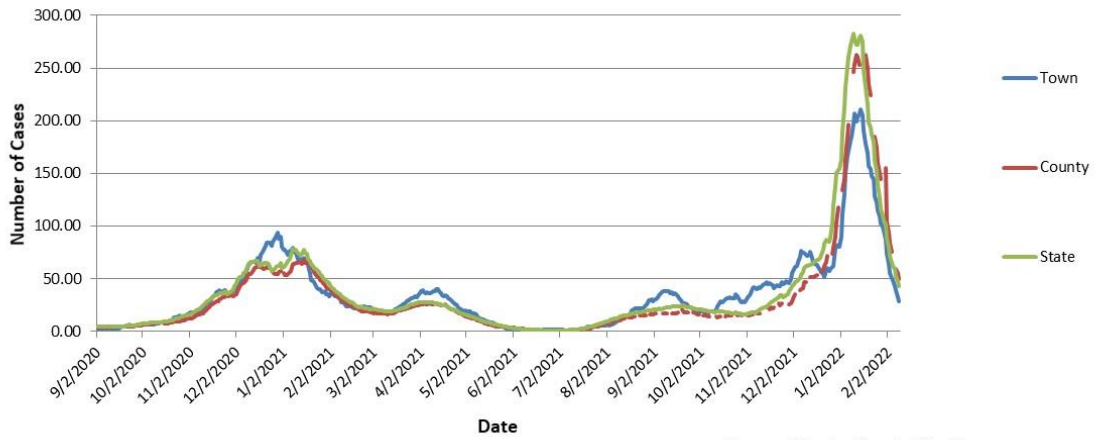
**Town of Billerica**  
**Average Daily Cases per 100,000 People**

Billerica's positivity rate is 3.29%



Source: Billerica Board of Health

**Billerica vs. County and Commonwealth**  
**Average Cases per 100,000 people over 14 days**



Source: Billerica Board of Health