



MEMORANDUM

TO: Board of Selectmen

FROM: John C. Curran, Town Manager

CC: Clancy Main, Assistant Town Manager

SUBJECT: Town Manager's Report, June 21, 2021

DATE: June 17, 2021

Veteran's Office Report (Joe Ruggiero)

As of June 2021, the Veterans' Services Office is undergoing training to use a new state reimbursement software to make reimbursement tracking and authorization more efficient and easier. Training will be conducted each Wednesday as the software is brand new.

Upon the successful completion of Memorial Day and weekend events many new ways to better serve the Town have come to light. Working with the Engineering Department all the Veterans' Graves in Fox Hill Cemetery are completely up to date. This allows for the next project working with BATV beginning at the end of June to create a platform for a public version of a cemetery map. Using a 360 Camera and software provided by BATV it is the goal of our team to complete the building of the public application site and accurately insert Veterans Graves for Wreaths Across America (WAA) in December. This will aid WAA in its endeavors of placing wreaths as well as provide a user-friendly public platform for the public to visit the graves of their beloved Veterans. In 2022 the plan is to expand the site to all Fox Hill graves with over lay options to aid in easy grave searches. After this is completed in the expected 2023 timeframe we will begin to gather and upload pictures and mini biographies to the graves within the platform. A model of example is the Arlington National Cemetery Site.

Our department has begun contact with the Billerica ROTC to build a program that connects our office to the ROTC Cadets that plan to leave for the Military upon graduation. This is in efforts to meet the soon to be service member to ensure they are aware of the services and support our office and all offices across the commonwealth are capable of for when they return home from service. Our program will act in any means possible to assist the soon to be service member in their transition. Connections and relationships being currently initiated in the major higher education systems in the Commonwealth with assist in both High School Graduates entering a college ROTC program to enter as a Commissioned Officer as well as for the new Veterans leaving service to return home and enter schools. Education is one of the most important aspects of new Veteran's integration back to our home and to be successful. Our office supports in assistance with accessing the GI Bill Benefits as well as Vocational Rehabilitation Applications. With our Covid -19 restrictions allowing for more and more safe gatherings our office is excited to begin reaching out to meet with community resources and organizations.

North Billerica MBTA Station

The Town, the MBTA and the LRTA are continuing to work on an agreement to keep the North Billerica Commuter Rail Depot open. As of now it will continue to stay open from 6:00am to 11:00 am, the peak commuting time. I will let the Board know when there is a permanent resolution.

Howe School

The project team met on June 10th. The meeting was very productive, and the Town is excited to work with BC Construction. Their project team seems to be easy to work with and responsive to any questions. Construction fencing will start to be placed on the site at the end of this week and will be completed by early next week. Mobilization on the site will begin to take place by BC Construction the week of July 12th. BC will also be going out to introduce themselves to the neighbors and let them know what is going on.

New Hires

The Town has recently hired for two vacant positions. Andrew Ungerson has been hired as the Local Inspector. Andrew has been a local building inspector since 1986. He started in the City of Boston then in 1988 moved to the Town of Burlington. During his time in Burlington, he has served as the Senior Building Inspector and the Interim Commissioner for a period of two years. He started earlier this week and has hit the ground running.

The Town has also hired John Speidel as the Chief Assessor. John currently serves on the Board of Assessors here in Billerica and was a former resident. John has been a municipal assessor since 1997. He has worked in multiple towns and most recently the Town of Hamilton. In his previous places of employment, he has worked with a split rate and a similar residential / commercial base. Rich will be staying on board to do some consulting work and help John get acclimated.

Recreation Follow up Questions.

1. The Town is having a hard time hiring lifeguards. Currently the Town has enough lifeguards to safely open the beach, but with limited hours. As of now, Recreation will have the beach operate on Thursday-Sundays to ensure relief options are available to our residents. If we are capable to expand Recreation will certainly look to add another day. The Splash Pad will be open 7 days/week, so on days the beach is closed, some relief will still be possible. David Grubb will also work with his lifeguards to be strategic and aggressive if the Town gets hit with another significant heat wave this summer to try and extend hours on a limited basis if needed.
2. Recreation plans to move the movies around to different recreation facilities to try and accommodate different sections of town. Mainly Recreation plans to utilize the lawn out front of our building, upper VVP lawn, and PHR.

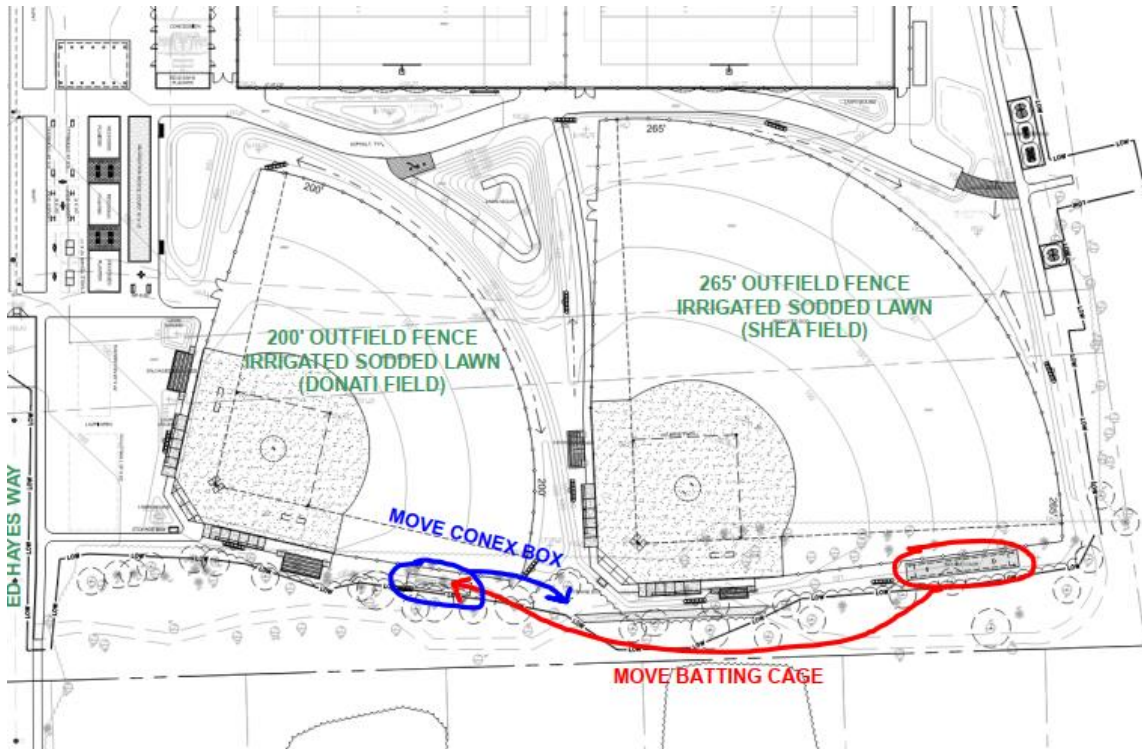
Capital Facilities Committee

The Town met with BH+A to work on a contract. The scope of services will cost the Town roughly \$85,000. The Capital Facilities Committee will be holding a kickoff meeting with BH+A on June 30th in 210. Below is an attached schedule from BH+A.

We anticipate starting the programming and evaluation process in June and completing the programming and evaluations over the summer. In September 2021, a public forum will be scheduled to discuss our findings and solicit input from the public. Alternatives and budgets will be developed with a second public meeting in early January 2022. The overall goal is to bring options for further study to the Spring Town Meeting.

PHR

This office and the design team recently met with youth softball. The team went over everything in detail with softball and they seemed very satisfied. They had a few minor changes in regard to the batter's box and storage which the team will address. The design team has also flipped the two fields. This allows the town to preserve as many tree's along the walking path as possible.



Town Hall Chiller Update

The temporary condenser has been installed and activated. There were many kinks that needed to be worked out to get the system working. There was also some resistance to provide the necessary technical services that were needed from the vendor that provided the condenser. Facilities Director Bob Sallese did an excellent job staying on top of this project and pulling in the necessary resources to get the system up and running.

Hybrid Setup

This office met with BATV and reviewed the quotes and companies who were interested in doing the hybrid meeting project. This office in conjunction with BATV called references and has decided to award the project to Ockers. They have recently completed ten other hybrid set-ups throughout the state. Many of them have recently went live and were successful. They will be on site Tuesday to begin preliminary work on the project. Clancy also connected with Swampscott during one of the references calls and was invited down to learn how the new system would work during a School Committee meeting on Wednesday.

Covid 19 Update

This is the best report we have had since the inception of the Pandemic. We are in the green (low risk). We are below 1 case per day both as function of per 100,000 cases and a 7-day average. The 7-

day average is .43 cases per day. We are more in synchronization with the state and county than we have been for a long time indicating that the data is strongly consistent across all areas of the Commonwealth and it is consistent in a positive direction. Consequently, consistent with the Governor’s order I would recommend returning to regular “in-person” meetings for June and beyond. The Board is taking this issue up at the June 7th Meeting

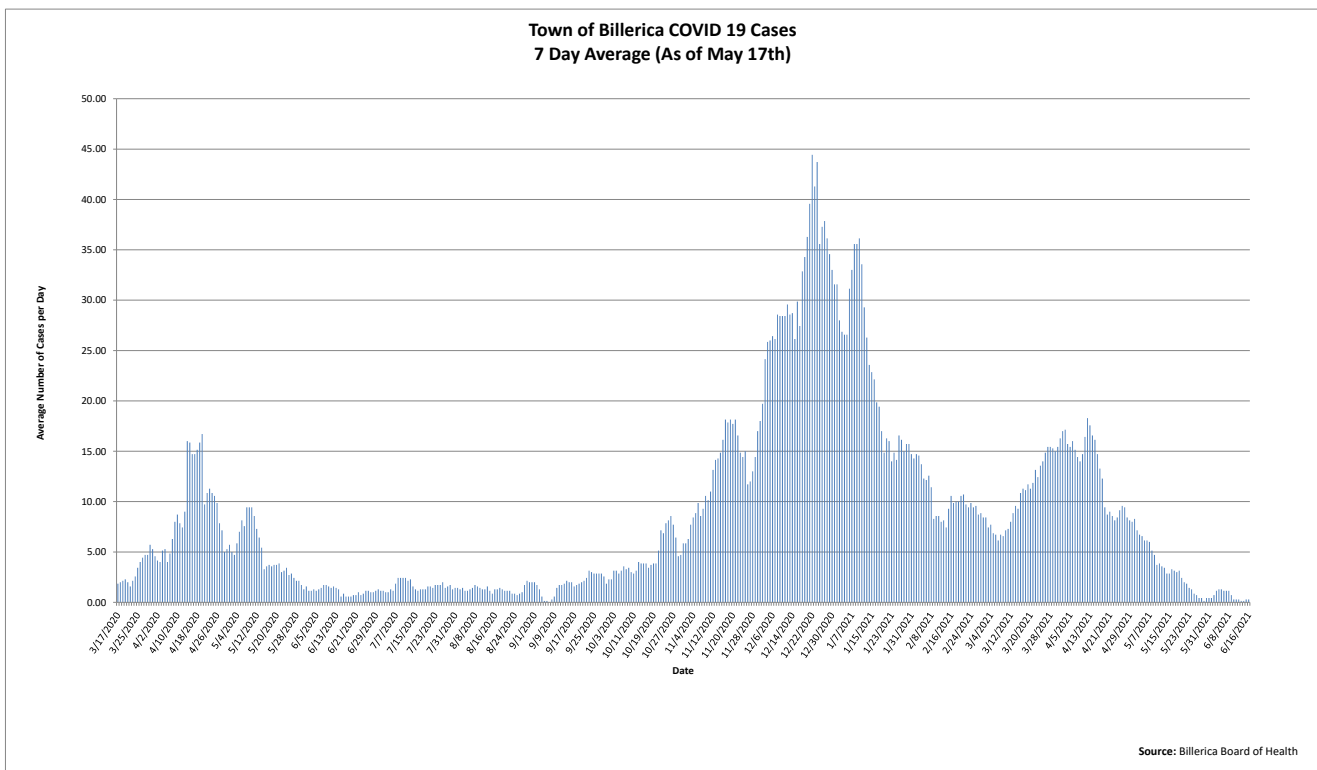
Billerica continues to be behind surrounding communities in vaccination rates by a small percentage.



Long Term Care Facilites	119
Middlesex House of Corrections	95
Health Care Workers	117
Apartment Complexes	311
Deaths	35
Active Cases	7
Recovered Cases	3941
Total Cases to Date	3983
Cases per 100,000	0.66
Seven Day Case Average	0.29
Number of Cases last 14 days	4
Positivity Rate	0.66
Billerica Status	

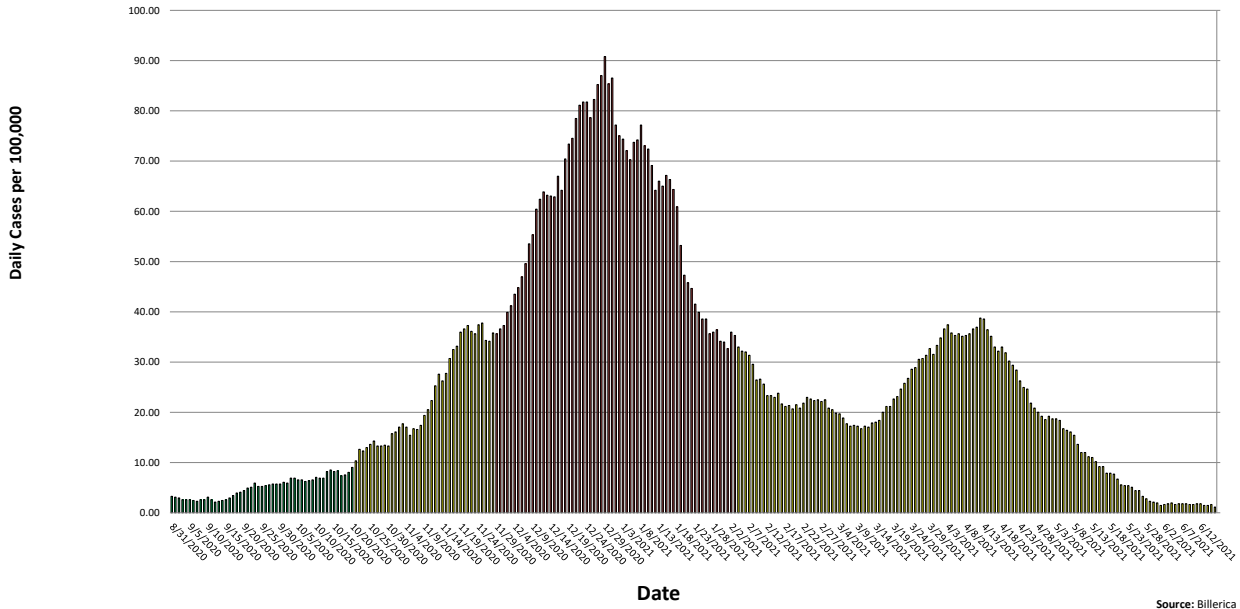
Thursday, June 17, 2021

Source: Billerica Board of Health



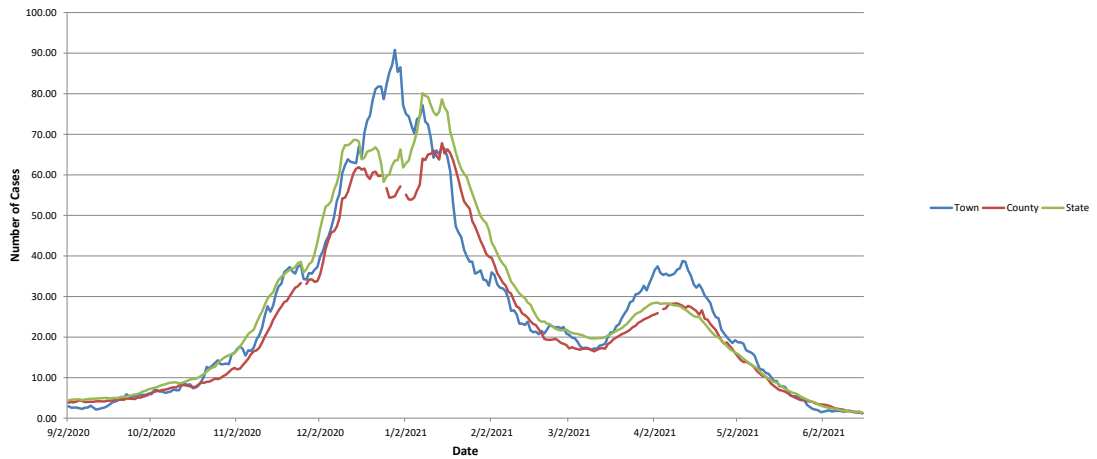
Town of Billerica
Average Daily Cases per 100,000 People

Less than 10 cases per 100k per day = Green
 Greater than 10 cases per 100k per day and less than or equal to
 5% positivity testing rate = Yellow
 Billerica's positivity rate is .66%



Source: Billerica Board of Health

Billerica vs. County and Commonwealth
Average Cases per 100,000 people over 7 days



Source: Billerica Board of Health

Data as of 06/15/2021

County	Town	Age Group	Population	Proportion of town population	Individuals with at least one dose	Individuals with at least one dose per capita
Middlesex	Concord	12-15 Years	958	5%	977	>95%
Middlesex	Bedford	12-15 Years	783	5%	604	77%
Middlesex	Chelmsford	12-15 Years	1,812	5%	1,029	57%
Middlesex	Burlington	12-15 Years	1,234	4%	619	50%
Middlesex	Woburn	12-15 Years	1,749	4%	810	46%
Middlesex	Wilmington	12-15 Years	1,257	5%	513	41%
Middlesex	Tewksbury	12-15 Years	1,438	5%	476	33%
Middlesex	Billerica	12-15 Years	2,231	5%	634	28%

Data as of 06/15/2021

County	Town	Age Group	Population	Proportion of town population	Individuals with at least one dose	Individuals with at least one dose per capita
Middlesex	Concord	16-19 Years	898	5%	1,074	>95%
Middlesex	Bedford	16-19 Years	680	5%	611	90%
Middlesex	Chelmsford	16-19 Years	1,721	5%	1,320	77%
Middlesex	Woburn	16-19 Years	1,616	4%	1,080	67%
Middlesex	Burlington	16-19 Years	1,241	4%	819	66%
Middlesex	Wilmington	16-19 Years	1,222	5%	762	62%
Middlesex	Tewksbury	16-19 Years	1,414	5%	832	59%
Middlesex	Billerica	16-19 Years	2,066	5%	1,184	57%

Data as of 06/15/2021

County	Town	Age Group	Population	Proportion of town population	Individuals with at least one dose	Individuals with at least one dose per capita
Middlesex	Concord	20-29 Years	1,459	8%	1,173	80%
Middlesex	Chelmsford	20-29 Years	3,537	10%	2,717	77%
Middlesex	Burlington	20-29 Years	3,305	12%	2,464	75%
Middlesex	Bedford	20-29 Years	1,461	10%	1,031	71%
Middlesex	Tewksbury	20-29 Years	3,572	12%	2,330	65%
Middlesex	Woburn	20-29 Years	5,583	13%	3,544	63%
Middlesex	Wilmington	20-29 Years	2,912	12%	1,806	62%
Middlesex	Billerica	20-29 Years	5,661	13%	3,380	60%

Data as of 06/15/2021

County	Town	Age Group	Population	Proportion of town population	Individuals with at least one dose	Individuals with at least one dose per capita
Middlesex	Concord	30-49 Years	4,182	22%	3,399	81%
Middlesex	Woburn	30-49 Years	11,225	27%	8,889	79%
Middlesex	Chelmsford	30-49 Years	9,051	25%	6,994	77%
Middlesex	Burlington	30-49 Years	7,537	27%	5,786	77%
Middlesex	Bedford	30-49 Years	3,646	24%	2,761	76%
Middlesex	Wilmington	30-49 Years	5,908	24%	4,454	75%
Middlesex	Tewksbury	30-49 Years	7,386	24%	5,345	72%
Middlesex	Billerica	30-49 Years	11,270	26%	7,906	70%

Data as of 06/15/2021

County	Town	Age Group	Population	Proportion of town population	Individuals with at least one dose	Individuals with at least one dose per capita
Middlesex	Concord	50-64 Years	4,378	23%	4,012	92%
Middlesex	Chelmsford	50-64 Years	8,141	23%	6,788	83%
Middlesex	Burlington	50-64 Years	5,614	20%	4,649	83%
Middlesex	Woburn	50-64 Years	8,596	21%	7,017	82%
Middlesex	Bedford	50-64 Years	3,305	22%	2,623	79%
Middlesex	Tewksbury	50-64 Years	7,471	24%	5,907	79%
Middlesex	Billerica	50-64 Years	10,020	23%	7,867	79%
Middlesex	Wilmington	50-64 Years	5,817	24%	4,565	78%

Data as of 06/15/2021

County	Town	Age Group	Population	Proportion of town population	Individuals with at least one dose	Individuals with at least one dose per capita
Middlesex	Woburn	65-74 Years	3,938	9%	3,640	92%
Middlesex	Wilmington	65-74 Years	2,167	9%	1,968	91%
Middlesex	Tewksbury	65-74 Years	3,399	11%	3,067	90%
Middlesex	Chelmsford	65-74 Years	3,746	10%	3,374	90%
Middlesex	Concord	65-74 Years	2,278	12%	2,047	90%
Middlesex	Burlington	65-74 Years	2,657	10%	2,345	88%
Middlesex	Billerica	65-74 Years	3,976	9%	3,488	88%
Middlesex	Bedford	65-74 Years	1,553	10%	1,289	83%

Data as of 06/15/2021

County	Town	Age Group	Population	Proportion of town population	Individuals with at least one dose	Individuals with at least one dose per capita
Middlesex	Tewksbury	75+ Years	2,490	8%	2,266	91%
Middlesex	Chelmsford	75+ Years	3,333	9%	2,868	86%
Middlesex	Billerica	75+ Years	2,940	7%	2,431	83%
Middlesex	Burlington	75+ Years	2,542	9%	2,100	83%
Middlesex	Bedford	75+ Years	1,526	10%	1,237	81%
Middlesex	Wilmington	75+ Years	1,779	7%	1,441	81%
Middlesex	Woburn	75+ Years	3,542	9%	2,691	76%
Middlesex	Concord	75+ Years	2,564	14%	1,944	76%